

IMPORTANT

Read and understand all instructions before installing.

This document assumes that you have already installed roller shade brackets.

We do not recommend installing the shade's wired end in the locking bracket. Read and understand all instructions before installing. Always wear personal protection equipment including safety glasses and gloves. Use a ladder per its manufacturer's instructions. Work safely!

Tools Required

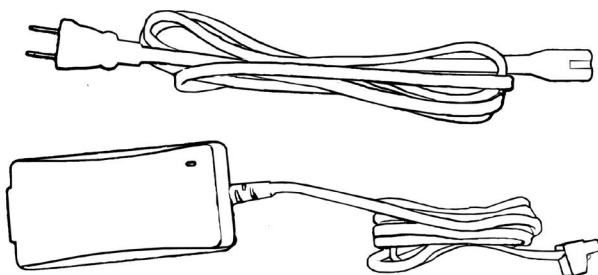
- Measuring Tape
- Wire Strippers
- Ladder
- 1/8" Flat Head Screwdriver

Recommended Items

- Wire Management Clips

PARTS LIST

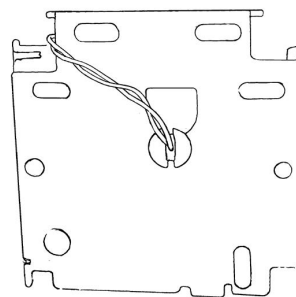
Part	Quantity
Power Supply	1
Power Cord	1 (per shade)



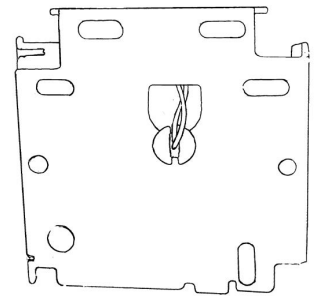
LOW VOLTAGE ROLLER SHADE SINGLE SHADE INSTALLATION INSTRUCTIONS

INSTALLATION

1. Lay out the Power Supply, the shade, and the Power Cord. Ensure that cords and wires are of sufficient length and that Distribution Panel is located away from water and flammable materials.
2. Connect the Power Cord to the Power Supply.
IMPORTANT: Do not connect the Power Cord to the wall outlet at this time!
3. Place the shade in the brackets and route the shade's wires in such a way that they are hidden from view, but still accessible. Use wire clips as needed for routing.



Around Back



Through Keyhole

4. Terminate the Power Supply's Quick Connector to shade's connector.
5. Please see Qadvanced Roller Shade Gen. 3 Programming Instructions for pairing the remote and learning shade limits.



Motorized Roller Shades
 QLVS-433, QMLV-433FM
 LOW VOLTAGE SHADE
 CAN RSS-Gen/CNR-Gen.

FCC Regulatory Statements:

This device complies with Part 15 of the FCC Rules. Operation is subject to the following two conditions.

- (1) This device may not cause harmful interference, and
- (2) This device must accept any interference received, including interference that may cause undesired operation.

This equipment has been tested and found to comply with the limits for a Class B digital device, pursuant to part 15 of the FCC Rules. These limits are designed to provide reasonable protection against harmful interference in a residential installation. This equipment generates, uses, and can radiate radio frequency energy and, if not installed and used in accordance with the instructions, may cause harmful interference to radio communications. However, there is no guarantee that interference will not occur in a particular installation. If this equipment does cause harmful interference to radio or television reception, which can be determined by turning the equipment off and on, the user is encouraged to try to correct the interference by one or more of the following measures:

- Reorient or relocate the receiving antenna.
- Increase the separation between the equipment and receiver
- Connect the equipment into an outlet on a circuit different from that to which the receiver is connected.
- Consult the dealer or an experienced radio/TV technician for help.

Warning: Changes or modifications to this device not expressly approved by QMotion Advanced Shading Systems could void the user's authority to operate the equipment.

Industry Canada Regulatory Statements:

This Class B digital apparatus complies with Canadian ICES-003.

Cet appareil numérique de la classe B est conforme à la norme NMB-003 du Canada

This Class B digital apparatus meets all requirements of the Canadian Interference Causing Equipment Regulations.

Cet appareil numérique de la classe B respecte toutes les exigences du Règlement Canadien sur le matériel brouilleur.

Do not operate at temperatures below 32° F or above 130° F. End user must ensure that shade being used is fire resistant. Keep transmitter away from children. Periodically examine assembly and brackets for signs of wear and discontinue use if repair is necessary. The controller and transmitter assemblies contain no serviceable parts.

Ton de Zeeuw

Contact for QMotion

Raritan Europe B.V.

Jan van Galenstraat 59

3115 JG Schiedam

The Netherlands

Tel: +31.(0)10.2844040 • Fax: +31.(0)10.2844049

VAT: NL803738614B01 / KvK-CoC: 24256806 / EORI: NL803738614



For more information visit us at qmotionshades.com or call 877.849.6070

© 2018 QMotion. QMotion is a trademark. All rights reserved.

Pub #9000200 Revised: 09/2018