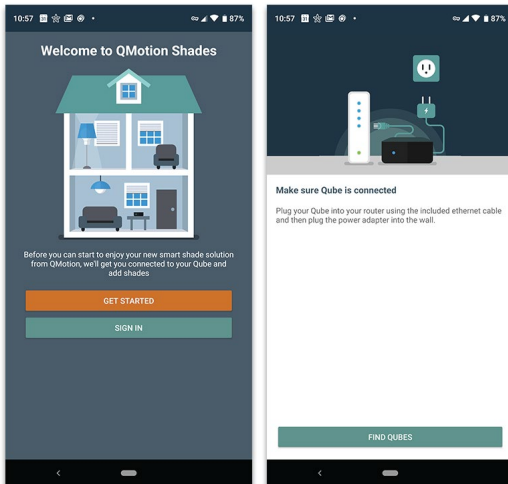


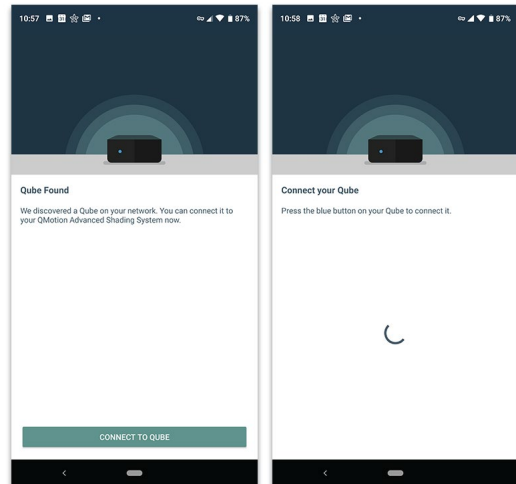
# Using the Qube App

Because log-in details were stored in the Qube cloud, which is no longer operational, controlling your shading system with the Qube app now requires the following set up each time you use the app:

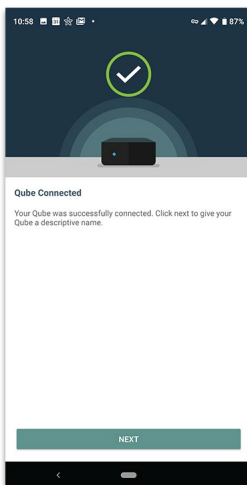
1. Select “Get Started” on the Welcome screen and then “Find Qubes” on the next screen.



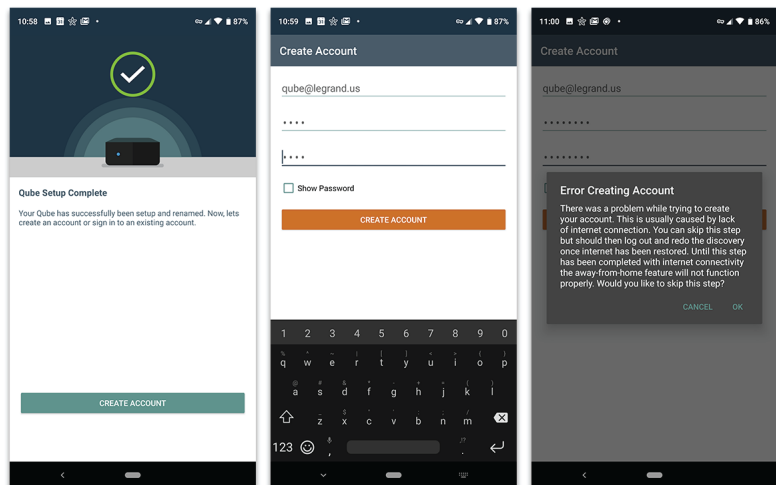
2. Once your Qube is found, select “Connect to Qube”.



3. Choose Next, and name the Qube on the next screen.



4. Select Create Account and enter details for an account. The app will search for the cloud, and not finding it, will present an error message. Select “OK” to skip.



At this point, your system should work as expected.

Qmotion®

A brand of  legrand®